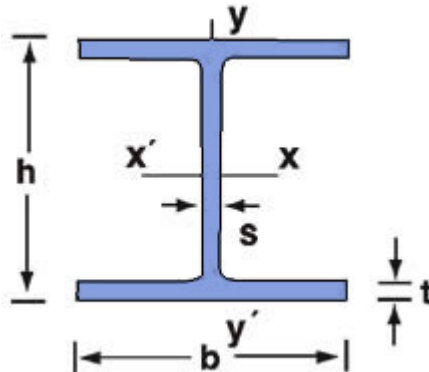


HEB (IPB)

ACCORDING TO PRODUCTION: DIN 1025 / EN 10034,

STEEL QUALITY: DIN 17100 / EN 10025

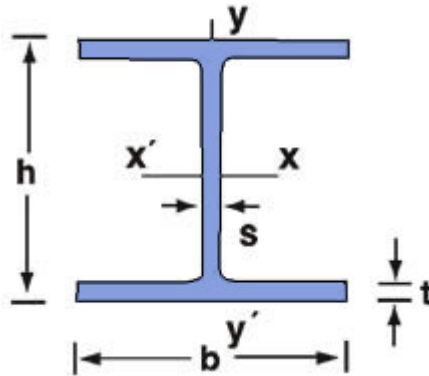


	WEIGHT	DIMENSIONS				Δ Ι Α Τ Ο Μ Η	Ρ Ο Π Η Α Ν Τ Ι Σ Τ Α Σ Ε Ω Σ	
	kg / m	mm				cm ²	cm ³	
		h	b	s	t	F	W _x	W _y
100	20,400	100	100	6,0	10,0	26,0	89,9	33,5
120	26,700	120	120	6,5	11,0	34,0	144,0	52,9
140	33,700	140	140	7,0	12,0	43,0	216,0	78,5
160	42,600	160	160	8,0	13,0	54,3	311,0	111,0
180	51,200	180	180	8,5	14,0	65,3	426,0	151,0
200	61,300	200	200	9,0	15,0	78,1	570,0	200,0
220	71,500	220	220	9,5	16,0	91,0	736,0	258,0
240	83,200	240	240	10,0	17,0	106,0	938,0	327,0
260	93,000	260	260	10,0	17,5	118,0	1150,0	395,0
280	103,000	280	280	10,5	18,0	131,0	1380,0	471,0
300	117,000	300	300	11,0	19,0	149,0	1680,0	571,0
320	127,000	320	300	11,5	20,5	161,0	1930,0	616,0
340	134,000	340	300	12,0	21,5	171,0	2160,0	646,0
360	142,000	360	300	12,5	22,5	181,0	2400,0	676,0
400	155,000	400	300	13,5	24,0	198,0	2880,0	721,0
450	171,000	450	300	14,0	26,0	218,0	3550,0	781,0
500	187,000	500	300	14,5	28,0	239,0	4290,0	842,0
550	199,000	550	300	15,0	29,0	254,0	4970,0	872,0
600	212,000	600	300	15,5	30,0	270,0	5700,0	902,0
650	225,000	650	300	16,0	31,0	286,0	6480,0	932,0
700	241,000	700	300	17,0	32,0	306,0	7340,0	963,0
800	262,000	800	300	17,5	33,0	334,0	8980,0	994,0
900	291,000	900	300	18,5	35,0	371,0	10980,0	1050,0

1000	314,000	1000	300	19,0	36,0	400,0	12890,0	1090,0
------	---------	------	-----	------	------	-------	---------	--------

HEA-IPBL

ACCORDING TO PRODUCTION: DIN 1025 / EN 10034, STEEL QUALITY: DIN 17100 / EN 10025



	WEIGHT	DIMENSIONS				Δ Ι Α Τ Ο Μ Η	Ρ Ο Π Η Α Ν Τ Ι Σ Τ Α Σ Ε Ω Σ	
	kg / m	mm				cm ²	cm ³	
		h	b	s	t	F	W _x	W _y
100	16,700	96	100	5,0	8,0	21,2	72,8	26,8
120	19,900	114	120	5,0	8,0	25,3	106,0	38,5
140	24,700	133	140	5,5	8,5	31,4	155,0	55,6
160	30,400	152	160	6,0	9,0	38,8	220,0	76,9
180	35,500	171	180	6,0	9,5	45,3	294,0	103,9
200	42,300	190	200	6,5	10,0	53,8	389,0	134,0
220	50,500	210	220	7,0	11,0	64,3	515,0	178,0
240	60,300	230	240	7,5	12,0	76,8	675,0	231,0
260	68,200	250	260	7,5	12,5	86,8	836,0	282,0
280	76,400	270	280	8,0	13,0	97,3	1010,0	340,0
300	88,300	290	300	8,5	14,0	112,0	1260,0	421,0
320	97,600	310	300	9,0	15,5	124,0	1480,0	466,0
340	105,000	330	300	9,5	16,5	133,0	1680,0	496,0
360	112,000	350	300	10,0	17,5	143,0	1890,0	526,0
400	125,000	390	300	11,0	19,0	159,0	2310,0	571,0
450	140,000	440	300	11,5	21,0	178,0	2900,0	631,0
500	155,000	490	300	12,0	23,0	198,0	3550,0	691,0
550	166,000	540	300	12,5	24,0	212,0	4150,0	721,0
600	178,000	590	300	13,0	25,0	226,0	4790,0	751,0
650	190,000	640	300	13,5	26,0	242,0	5470,0	782,0
700	204,000	690	300	14,5	27,0	260,0	6240,0	812,0
800	224,000	790	300	15,0	28,0	286,0	7680,0	843,0

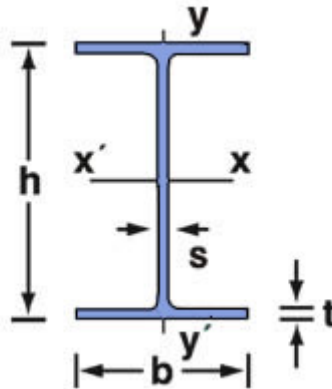
900	252,000	890	300	16,0	30,0	320,0	9480,0	903,0
1000	272,000	990	300	16,5	31,0	347,0	11190,0	934,0

欧洲工字钢标准 (IPE BEAMS)

发表时间: 2008-3-15 16:51:14

CORDING TO PRODUCTION: DIN 1025 / EN 10034

STEEL QUALITY: DIN 17100 / EN 10025



	WEIGHT	DIMENSIONS				ΔΙΑΤΟΜΗ	ΡΟΠΗ ΑΝΤΙΣΤΑΣΕΩΣ	
	kg / m	mm				cm ²	cm ³	
		h	b	s	t	F	W _x	W _y
80	6,000	80	46	3,8	5,2	7,64	20,0	3,69
100	8,100	100	55	4,1	5,7	10,30	34,2	5,79
120	10,400	120	64	4,4	6,3	13,20	53,0	8,65
140	12,900	140	73	4,7	6,9	16,40	77,3	12,30
160	15,800	160	82	5,0	7,4	20,10	109,0	16,70
180	18,800	180	91	5,3	8,0	23,90	146,0	22,20
200	22,400	200	100	5,6	8,5	28,50	194,0	28,50
220	26,200	220	110	5,9	9,2	33,40	252,0	37,30
240	30,700	240	120	6,2	9,8	39,10	324,0	47,30
270	36,100	270	135	6,6	10,2	45,90	429,0	62,20
300	42,200	300	150	7,1	10,7	53,80	557,0	80,50
330	49,100	330	160	7,5	11,5	62,60	713,0	98,50
360	57,100	360	170	8,0	12,7	72,70	904,0	123,00
400	66,300	400	180	8,6	13,5	84,50	1160,0	146,00
450	77,600	450	190	9,4	14,6	98,80	1500,0	176,00
500	90,700	500	200	10,2	16,0	116,00	1930,0	214,00
550	106,000	550	210	11,1	17,2	134,00	2440,0	254,00
600	122,000	600	220	12,0	19,0	156,00	3070,0	308,00

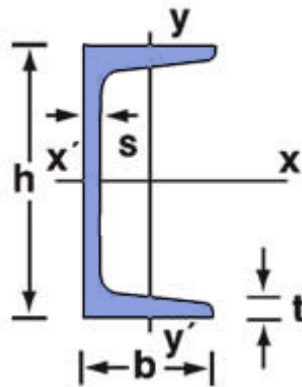
UPN-B**EAMS**

ACCORDING
TO PRODUCT

ION: DIN 102
6

STEEL QUALI
TY: DIN 1710

0 / EN 10025



	WEIGHT k g / m	DIMENSIONS (mm)				ΔΙΑΤΟΜΗ(cm ²)	ΡΟΠΗ ΑΝΤΙΣΤΑΣΕΩΣ (cm ³)	
		h	b	s	t	F	W _x	W _y
30 x 15	1,740	30	15	4,0	4,5	2,21	1,69	0,39
40 x 20	2,870	40	20	5,0	5,5	3,66	3,79	0,86
40 x 35	4,870	40	35	5,0	7,0	6,21	7,05	3,08
50 x 25	3,860	50	25	5,0	6,0	4,92	6,73	1,48
50 x 38	5,590	50	38	5,0	7,0	7,12	10,60	3,75
60 x 30	5,070	60	30	6,0	6,0	6,46	10,50	2,16
65 x 42	7,090	65	42	5,5	7,5	9,03	17,70	5,07
80	8,640	80	45	6,0	8,0	11,00	26,50	6,36
100	10,600	100	50	6,0	8,5	13,50	41,20	8,49
120	13,400	120	55	7,0	9,0	17,00	60,70	11,10
140	16,000	140	60	7,0	10,0	20,40	86,40	14,80
160	18,800	160	65	7,5	10,5	24,00	116,00	18,30
180	22,000	180	70	8,0	11,0	28,00	150,00	22,40
200	25,300	200	75	8,5	11,5	32,20	191,00	27,00
220	29,400	220	80	9,0	12,5	37,40	245,00	33,60
240	33,200	240	85	9,5	13,0	42,30	300,00	39,60
260	37,900	260	90	10,0	14,0	48,30	371,00	47,70
280	41,800	280	95	10,0	15,0	53,30	448,00	57,20
300	46,200	300	100	10,0	16,0	58,80	535,00	67,80
320	59,500	320	100	14,0	17,5	75,80	679,00	80,60
350	60,600	350	100	14,0	16,0	77,30	734,00	75,00
400	71,800	400	110	14,0	18,0	91,50	1020,00	102,00